
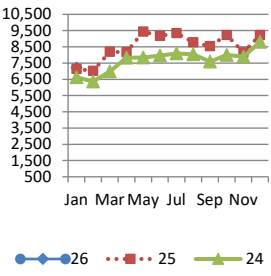
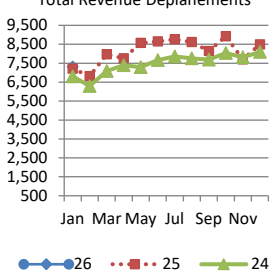


# Abilene Regional Airport Statistics

January 2025

Category	Company	Jan-26	Jan-25	% Change	YTD 26	YTD 25	% Change
	<b>Airport Operations</b>						
	Air Carrier	306	323	-5%	306	323	-5%
	Air Taxi	338	330	2%	338	330	2%
	Local Civilian	1,060	486	118%	1,060	486	118%
	Itinerant Civilian	1,168	1,106	6%	1,168	1,106	6%
	Local Military	202	174	16%	202	174	16%
	Itinerant Military	520	462	13%	520	462	13%
<b>TOTAL OPERATIONS</b>		<b>3,594</b>	<b>2,881</b>	<b>25%</b>	<b>3,594</b>	<b>2,881</b>	<b>25%</b>

Total Revenue Enplanements	Passenger Enplanements		Envoy Airlines Rev Load Factor				
	26	25	26	25			
	<b>Scheduled Air Carrier</b>						
	Envoy (AA) Revenue	7,216	7,140	1%	7,216	7,140	1%
	Envoy (AA) Non-Revenue	353	399	-12%	353	399	-12%
	SkyWest (United) Revenue	0	0	0%	0	0	0%
	SkyWest (United) Non-Revenue	0	0	0%	0	0	0%
	<b>Total</b>	<b>7,569</b>	<b>7,539</b>	<b>0%</b>	<b>7,569</b>	<b>7,539</b>	<b>0%</b>
	<b>Non-Scheduled Air Carrier</b>						
	Freeman Jet Center		18	-100%	0	18	-100%
	Charter/Other	0	0	0%	0	0	0%
	<b>Total</b>	<b>0</b>	<b>18</b>	<b>-100%</b>	<b>0</b>	<b>18</b>	<b>-100%</b>
<b>TOTAL ENPLANEMENTS</b>		<b>7,569</b>	<b>7,557</b>	<b>0%</b>	<b>7,569</b>	<b>7,557</b>	<b>0%</b>

Total Revenue Deplanements	Passenger Deplanements		Envoy Airlines Rev Load Factor				
	26	25	26	25			
	<b>Scheduled Air Carrier</b>						
	Envoy (AA) Revenue	7,319	7,207	2%	7,319	7,207	2%
	Envoy (AA) Non-Revenue	355	410	-13%	355	410	-13%
	SkyWest (United) Revenue	0	0	0%	0	0	0%
	SkyWest (United) Non-Revenue	0	0	0%	0	0	0%
	<b>Total</b>	<b>7,674</b>	<b>7,617</b>	<b>1%</b>	<b>7,674</b>	<b>7,617</b>	<b>1%</b>
	<b>Non-Scheduled Air Carrier</b>						
	Freeman Jet Center		20	-100%	0	20	-100%
	Charter/Other	0	0	0%	0	0	0%
	<b>Total</b>	<b>0</b>	<b>20</b>	<b>-100%</b>	<b>0</b>	<b>20</b>	<b>-100%</b>
<b>TOTAL DEPLANEMENTS</b>		<b>7,674</b>	<b>7,637</b>	<b>0%</b>	<b>7,674</b>	<b>7,637</b>	<b>0%</b>

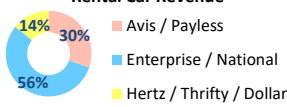
Available Seats (Outbound/Enplanement)							
<b>Scheduled Air Carrier</b>							
Envoy Airlines	11,432	12,090	-5%	11,432	12,090	-5%	
SkyWest Airlines	0	0	0%	0	0	0%	
Other	0	0	0%	0	0	0%	
<b>TOTAL AVAILABLE SEATS</b>		<b>11,432</b>	<b>12,090</b>	<b>-5%</b>	<b>11,432</b>	<b>12,090</b>	<b>-5%</b>

Maximum Gross Landed Weight (MGLW)							
Envoy (American Airlines)	10,885,560	11,509,010	-5%	10,885,560	11,509,010	-5%	
SkyWest (United)	0	0	0%	0	0	0%	
Freeman Jet Center		170,700	-100%	0	170,700	-100%	
Baron Aviation	578,000	620,500	-7%	578,000	620,500	-7%	
Martinaire	229,500	289,000	-21%	229,500	289,000	-21%	
Diversions	0	74,950	-100%	0	74,950	-100%	
Other / Charters	0	0	0%	0	0	0%	

Freight Enplaned							
Baron Aviation	33,869	37,604	-10%	33,869	37,604	-10%	
Martinaire	13,466	17,151	-21%	13,466	17,151	-21%	
<b>Total</b>	<b>47,335</b>	<b>54,755</b>	<b>-14%</b>	<b>47,335</b>	<b>54,755</b>	<b>-14%</b>	

Freight Deplaned							
Envoy Airlines	444	572	-22%	444	572	-22%	
SkyWest (United)	0	0	0%	0	0	0%	
Baron Aviation	86,699	108,128	-20%	86,699	108,128	-20%	
Martinaire	27,152	14,195	91%	27,152	14,195	91%	
<b>Total</b>	<b>114,295</b>	<b>122,895</b>	<b>-7%</b>	<b>114,295</b>	<b>122,895</b>	<b>-7%</b>	
<b>TOTAL CARGO (lbs)</b>		<b>161,630</b>	<b>177,650</b>	<b>-9%</b>	<b>161,630</b>	<b>177,650</b>	<b>-9%</b>

<b>TOTAL PARKING LOT REVENUE</b>	<b>\$103,730.00</b>	<b>\$ 87,988.00</b>	<b>17.89%</b>	<b>\$103,730.00</b>	<b>\$87,988.00</b>	<b>17.89%</b>
----------------------------------	---------------------	---------------------	---------------	---------------------	--------------------	---------------

Rental Car Revenue		Company	Dec-25	Dec-24	% Change	YTD 25	YTD 24	% Chg
	<b>Rental Car Revenue</b>							
		Avis / Payless	\$ 156,911.60	\$ 150,326.04	4%	\$ 2,154,929.41	1,701,121	26.68%
		Enterprise / National	\$ 289,009.55	\$ 215,390.40	34%	\$ 3,401,895.35	1,766,185	92.61%
		Hertz / Thrifty / Dollar	\$ 73,636.77	\$ 75,653.54	-3%	\$ 896,823.01	1,626,449	-44.86%
<b>TOTAL RENTAL CAR REVENUE</b>		<b>\$</b>	<b>519,557.92</b>	<b>\$441,369.98</b>	<b>17.71%</b>	<b>\$6,453,647.77</b>	<b>\$5,093,755.22</b>	<b>26.70%</b>

<b>TURO / RIDESHARE REVENUE</b>	<b>\$156.36</b>	<b>\$ 119.10</b>	<b>31.28%</b>	<b>\$156.36</b>	<b>\$119.10</b>	<b>31.28%</b>
---------------------------------	-----------------	------------------	---------------	-----------------	-----------------	---------------